

OK

INDIA STEEL
WORKS LTD
Inner Vision. Global Action.

COSEC / BSE/12

Corporate Relationship Department
The Stock Exchange, Mumbai
Phiroze Jeejeebhoy Towers,
Dalal Street, Mumbai – 400 001.
Dtd.16.07. 2012

Scrip:513361

Sir/Madam,

Sir/Madam,

Sub: Compliance of Clause 35 of the Listing Agreement.

Pursuant to Clause 35 of the Listing Agreement, we are forwarding herewith duly signed shareholding pattern of the Company as on 30th June, 2012 in the prescribed format.

Please accept the same and acknowledge the receipt.

Thanking you,

Yours faithfully,
For **INDIA STEELWORKS LIMITED**


Dilip Maharana
Company Secretary




(Formerly known as ISIBARS LTD.)

REGD. OFFICE & STEEL PLANT
Khopoli, Raigad - 410 203, Maharashtra, India
T: +91 2192 265 812 F: +91 2192 264 061

OFFICE
India Steel Works Limited, 1101, Tower 2, Indiabulls Finance Centre,
Senapati Bapat Marg, Elphinstone (W), Mumbai - 400 013
T: +91 22 4910 2000 F: +91 22 4910 2099

info@indiasteel.in
www.indiasteel.in



INDIA STEEL WORKS LTD

Inner Vision. Global Action.

(I) (a) Statement showing Shareholding Pattern

Name of the Company: India Steel Works limited (Isibars Ltd)		BSE- ; Equity	
Scrip Code, Name of the scrip, class of security:			
Quarter ended: 30th June, 2012			
Partly paid-up shares:-	No. of partly paid-up shares	As a % of total no. of partly paid-up shares	As a % of total no. of shares of the company
Held by Promoter / Promoter Group	0	0.00	0.00
Held by public	0	0.00	0.00
Total	0	0.00	0.00
Outstanding convertible securities:-	No. of outstanding securities	As a % of total No. of outstanding convertible securities	As a % of total no. of shares of the company, assuming full conversion of the convertible securities
Held by Promoter / Promoter Group	0	0.00	0.00
Held by public	0	0.00	0.00
Total	0	0.00	0.00
Warrants:-	No. of warrants	As a % of total no. of warrants	As a % of total no. of shares of the company, assuming full conversion of warrants
Held by Promoter / Promoter Group	0	0.00	0.00
Held by public	0	0.00	0.00
Total	0	0.00	0.00
Total paid-up capital of the company assuming full conversion of warrants and convertible securities			234080925

Category Code	Category of shareholder	Number of shareholders	Total number of shares	Number of shares held in dematerialised form	Total shareholding as a percentage of total number of shares		Shares pledged or otherwise encumbered	
					As a percentage of (A+B) (VI)	As a percentage of (A+B+C) (VII)	Number of shares (VIII)	As a percentage (IX) = (VIII)/(IV)*100
(I)	(II)	(III)	(IV)	(V)	(VI)	(VII)	(VIII)	(IX)
(A)	Promoter and Promoter Group							
1	Indian							
(a)	Individuals/Hindu Undivided Family	8	11169510	11169510	4.77	4.77	5100000	45.66
(b)	Central Government/State Government(s)	0	0	0	0.00	0.00	0	0.00
(c)	Bodies Corporate	10	100322650	99622650	42.86	42.86	85686700	85.41
(d)	Financial Institutions / Banks	0	0	0	0.00	0.00	0	0.00
(e)	Any Other (specify)	0	0	0	0.00	0.00	0	0.00
	Sub Total (A)(1)	18	111492160	110792160	47.63	47.63	90786700	81.43
2	Foreign							
(a)	Individuals (Non-Resident Individuals/Foreign Individuals)	0	0	0	0.00	0.00	0	0.00
(b)	Bodies Corporate	0	0	0	0.00	0.00	0	0.00
(c)	Institutions	0	0	0	0.00	0.00	0	0.00
(d)	Qualified Foreign Investors	0	0	0	0.00	0.00	0	0.00
(e)	Any Other (specify)	0	0	0	0.00	0.00	0	0.00
	Sub Total (A)(2)	0	0	0	0.00	0.00	0	0.00
	Total Shareholding of Promoter and Promoter Group (A)=(A)(1)+(A)(2)	18	111492160	110792160	47.6298	47.6298	90786700	81.4288
(B)	Public shareholding							
1	Institutions							
(a)	Mutual Funds/UTI	3	3600	3600	0.00	0.00	-	-
(b)	Financial Institutions / Banks	5	2812475	2812075	1.20	1.20	-	-
(c)	Central Government/State Government(s)	0	0	0	0.00	0.00	-	-
(d)	Foreign Mutual Fund	1	14334300	14334300	6.12	6.12	-	-
(e)	Foreign Financial Institutions	4	14900	0	0.01	0.01	-	-
(f)	Foreign Institutional Investors	2	14334300	14334300	6.12	6.12	-	-
(g)	Foreign Venture Capital Investors	0	0	0	0.00	0.00	-	-
(h)	Qualified Foreign Investors	0	0	0	0.00	0.00	-	-
(I)	Any Other (specify)	0	0	0	0.00	0.00	-	-
	Sub Total (B) (1)	15	31499575	31484275	13.46	13.46		
2	Non-institutions							
(a)	Bodies Corporate	209	39775074	39753124	16.99	16.99	-	-
(b) (i)	Individuals - shareholders holding nominal share capital up to Rs 1 Lakh	11389	8968404	7854449	3.83	3.83	-	-
(ii)	Individual shareholders holding nominal share capital in excess of Rs. 1 Lakh	13	14400794	14400794	6.15	6.15	-	-

(Formerly known as ISIBARS LTD.)

REGD. OFFICE & STEEL PLANT
Khopoli, Raigad - 410 203, Maharashtra, India
T: +91 2192 265 812 F: +91 2192 264 061

OFFICE
India Steel Works Limited, 1101, Tower 2, Indiabulls Finance Centre,
Senapati Bapat Marg, Elphinstone (W), Mumbai - 400 013
T: +91 22 4910 2000 F: +91 22 4910 2099


info@indiasteel.in
www.indiasteel.in



Category code (I)	Category of shareholder (II)	Number of shareholders (III)	Total number of shares (IV)	Number of shares held in dematerialised form (V)	Total shareholding as a percentage of total number of		Shares pledged or otherwise encumbered	
					As a percentage of (A+B) (VI)	As a percentage of (A+B+C) (VII)	Number of shares (VIII)	As a percentage (IX) = (VIII)/(IV)*100
(c)	Qualified Foreign Investors	0	0	0	0.00	0.00	-	-
(d)	Any Other							
i	Non Resident Indians (Repat)	40	74311	51161	0.03	0.03	-	-
ii	Non Resident Indians (Non Repat)	10	304060	304060	0.13	0.13	-	-
iii	Foreign Companies	2	27260000	27260000	11.65	11.65	-	-
iv	Clearing Member	9	10145	10145	0.00	0.00	-	-
v	Hindu Undivided Family	100	269907	269907	0.12	0.12	-	-
vi	Market Makers	8	26495	26495	0.01	0.01	-	-
	Sub Total (B)(2)	11780	91089190	89930135	38.91	38.91	-	-
	Total Public Shareholding Public Group (B)=(B)(1)+(B)(2)	11795	122588765	121414410	52.3702	52.3702	NA	NA
	Total (A)+(B)	11813	234080925	232206570	100.0000	100.0000		
(C)	Shares held by custodians and against which Depository Receipts have been issued							
i	Promoter and Promoter group	0	0	0	0.00	0.00	0	0.00
ii	Public	0	0	0	0.00	0.00	0	0.00
	Sub Total (C)	0	0	0	0.00	0.00	0	0.00
	GRAND TOTAL (A)+(B)+(C)	11813	234080925	232206570	100.00	100.00	0.0000	0.00

For India Steel Works Ltd.

DM
Company Secretary




(I)(b) Sr. No.	Statement showing holding of securities (including shares, warrants, convertible securities) of persons belonging to the category "Promoter and Promoter Group"	Details of Shares held			Encumbered shares			Details of warrants			Details of convertible securities		Total shares (including underlying shares assuming full conversion of warrants and convertible securities) as a % of diluted
		Number of shares held	As a % of grand total (A)+(B)+(C)	No.	As a percentage (V)=(V/II I)*100	As a % of grand total (A)+(B)+(C) of sub-clause (I)(a)	Number of warrants held	As a % total number of warrants of the same class	Number of convertible securities held	As a % total number of convertible securities of the same class			
(I)	(II)	(III)	(IV)	(V)	(VI)=(V/II I)*100	(VII)	(VIII)	(IX)	(X)	(XI)	(XII)		
1	INDIA STEEL INTERNATIONAL (P) LTD AAACII365H	98134150	41.92	84,986,700	86.60	36.31					41.92		
2	ASHWIN GUPTA AASPGI416A	4867600	2.08	2200000	45.20	37.31					2.08		
3	SUDHIR GUPTA ABPC3060D	4766350	2.04	2200000	46.16	38.31					2.04		
4	HARBANSAL GUPTA	1247750	0.53	700000	56.10	39.31					0.53		
5	ISICOM TRADERS PVT LTD	962750	0.41	0	0.00	40.31					0.41		
6	ISIWORLD STEEL PVT LTD	437500	0.19	0	0.00	41.31					0.19		
7	ISISCOM TRADERS P LTD	350000	0.15	350000	100.00	42.31					0.15		
8	VARUN GUPTA	200000	0.09	0	0.00	43.31					0.09		
9	ISISTAR EXPORTS LTD	350000	0.15	350000	100.00	44.31					0.15		
10	ANITA GUPTA	47000	0.02	0	0.00	45.31					0.02		
11	PRIVA GPTA	40810	0.02	0	0.00	46.31					0.02		
12	ISISTAR EXPORTS LTD	87500	0.04	0	0.00	47.31					0.04		
13	ISMETALS (INDIA) PVT LTD	250	0.00	0	0.00	48.31					0.00		
14	ISINOX STEELS LTD	250	0.00	0	0.00	49.31					0.00		
15	ISISALBS (INDIA) PVT LTD	250	0.00	0	0.00	50.31					0.00		
	TOTAL	111491910	47.63	90786700	81.43	51.31					47.63		

For India Steel Works Ltd.

[Signature]


Company Secretary



Sr. No.	Name of the shareholder	Number of shares held	Shares as a percentage of total number of shares (i.e., Grand Total (A)+(B)+(C) indicated in Statement at para (f)(a) above)	Details of warrants		Details of convertible securities		Total shares (including underlying shares assuming full conversion of warrants and convertible securities) as a % of diluted share capital
				Number of warrants held	As a % total number of warrants of the same class	Number of convertible securities held	% w.r.t total number of convertible securities of the same class	
1	TB INVESTMENTS LTD	27000000	11.53					
2	ASSET RECONSTRUCTION COMPANY (INDIA) LTD. (TRUST HOLDINGS)	20000000	8.54					
3	MAVI INVESTMENT FUND LIMITED	14334300	6.12					
4	CRESTA FUND LTD	8400000	3.99					
5	SURYANARAYAN TRADE PVT LTD	7331400	3.22					
6	K R BHARAT	7500000	3.20					
7	LOTUS GLOBAL INVESTMENTS LTD	5924300	2.54					
8	SHAKTIMAN STEEL CASTINGS PVT LTD	5614054	2.40					
9	SUMAN VIJAY GUPTA	4420995	1.89					
10	ICICI BANK LTD	2810925	1.20					
11	ADVENT ADVISORY SERVICES PRIVATE LIMITED	2500000	1.07					
12	SIRLUS SECURITIES PVT LIMITED	2499712	1.07					
	TOTAL	108545686	46.37					
(f)(c)(ii)	Statement showing holding of securities (including shares, warrants, convertible securities) of persons belonging to the category "Public" and holding more than 1% of the total number of shares							
Sr. No.	Name(s) of the shareholder(s) and the Persons Acting in Concert (PAC) with them	Number of shares	Shares as a percentage of total number of shares (i.e., Grand Total (A)+(B)+(C) indicated in Statement at para (f)(a) above)	Details of warrants		Details of convertible securities		Total shares (including underlying shares assuming full conversion of warrants and convertible securities) as a % of diluted share capital
				Number of warrants	As a % total number of warrants of the same class	Number of convertible securities held	% w.r.t total number of convertible securities of the same class	
1	TB INVESTMENTS LTD	27000000	11.53					Total shares (including underlying shares assuming full conversion of warrants and convertible securities) as a % of diluted share capital
2	ASSET RECONSTRUCTION COMPANY (INDIA) LTD. (TRUST HOLDINGS)	20000000	8.54					
3	MAVI INVESTMENT FUND LIMITED	14334300	6.12					
	TOTAL	61334300	26.20					

For India Steel Works Ltd.

Company Secretary



(I)(d)	Statement showing details of locked-in shares			
Sr. No.	Name of the shareholder	Number of Locked in Shares	Locked-in shares as a percentage of total number of shares [i.e., Grand Total (A)+(B)+(C) indicated in Statement at para (I)(a) above]	
1	NIL	NIL	NIL	
	TOTAL	NIL	NIL	
(II)(a)	Statement showing details of Depository Receipts (DRs)			
Sr. No.	Type of outstanding DR (ADRs, GDRs, SDRs, etc.)	Number of outstanding DRs	Number of shares underlying outstanding DRs	Shares underlying outstanding DRs as a percentage of total number of shares [i.e., Grand Total (A)+(B)+(C) indicated in Statement at para (I)(a) above]
1	NIL	NIL	NIL	NIL
	TOTAL	NIL	NIL	NIL
(II) (b)	Statement showing holding of Depository Receipts (DRs), where underlying shares held by			
Sr. No.	Name of the DR Holder	Type of outstanding DR (ADRs, GDRs, SDRs, etc.)	Number of shares underlying outstanding DRs	Shares underlying outstanding DRs as a percentage of total number of shares [i.e., Grand Total (A)+(B)+(C) indicated in Statement at para (I)(a) above]
1	NIL	NIL	NIL	NIL
	TOTAL	NIL	NIL	NIL

For India Global Works Ltd.

Company Secretary